

The Babylab

NEWSLETTER 2008



Centre for Brain and Cognitive Development

A HUGE Thank You . . .

...to everyone who has supported our scientific research over the years. Our research would not be possible without our funders (Medical Research Council, Autism Speaks, European Commission, Economic and Social Research Council, Wellcome Trust, James S. McDonnell Foundation, The Baily Thomas Charitable Fund, The Henry Smith Charity, British Academy and The Royal Society) and parents, grandparents and carers who have volunteered their babies and toddlers for our studies. Over the last year we have had over 1000 babies visit our Babylab to take part in a study.

Recruitment

We are also very appreciative of the support we receive from Health Visitors, GPs, playgroups, nurseries, and staff in Mothercare & other shops who display our posters and leaflets.

We are always in need of babies and toddlers because they grow up so quickly, so if you know anyone who would be interested, please pass on our details.

Many of our new recruits have come by word of mouth so your recommendation is very important to our future success!



Calla, 16 months

Babylab in the media

In May the BBC came to film the Babylab in action for a documentary on prenatal and postnatal development. They wanted to record the daily routine of the Babylab and the studies that the babies take part in when they are here. The documentary will be aired in September on BBC4 so keep an eye out for this later in the year.

After the visit to Buckingham Palace in 2005 to receive the Queen's Anniversary Prize, members of the CBCD were recently invited to Downing Street. See page 9 for details.



**Professor Mark Johnson, CBCD coordinator
Leslie Tucker and Dr. Mayada Elsabbagh in
front of 10 Downing Street.**



SCHOOL-AGE Child scientists wanted!

The Centre for Brain and Cognitive Development has now launched its first brain imaging study at the Birkbeck-UCL Centre for Neuro-Imaging. We are interested in finding out how school-aged children recognise faces and how the developing brain learns to make sense of different characteristics of the face, such as whose face it is or the emotional expression. There are reasons to believe that the ability to do these things may be damaged in some children with developmental disorders but to be able to understand it better, we first need to gain more information from children who are developing typically.



We are using a brain scanning technique called fMRI to get a look at the developing brain. fMRI stands for **f**unctional **M**agnetic **R**esonance **I**maging. While MRI is used to examine the structure of the brain, fMRI looks at which bits of the brain are active when we do different tasks. fMRI can provide us with important information about where different functions are located in the developing human brain, such as for example the areas that deal with faces.



Our face processing study takes about 1 hour, with approximately 30 minutes scanning time. Using fMRI requires that the children lie very still in the scanner (to enable us to take clear, non-blurry images of the brain), while looking at the face pictures presented on a screen. We ask the children to press a button when a particular person or a happy face is shown. Most children find the task very easy and fun to do. Before the brain scan, there is plenty of time for them to familiarize themselves with the brain scanner, to practise the task and to ask any questions. After the brain scan, we can answer some more questions and show them a picture of their brain. All children get a free picture of their brain to take home!

If you have a child aged from 7 to 13 years who would like to participate in one of our studies, please contact Kathrin Cohen Kadosh (020 7079 0765, k.cohen_kadosh@bbk.ac.uk) for further information.

The "Make Contact" Study – by Atsushi Senju & Gergely Csibra

Infants pay attention to adults when they are communicating with them through eye contact or speaking in a baby-friendly way. However, the reason why infants pay attention to such communication cues is still unclear. Do infants attend to these cues automatically, or are they actually expecting communication from the adults?

To help answer this question, we showed babies a series of films in which a woman looked at one of two objects in front of her. Sometimes the woman communicated to the baby by making eye contact or speaking to the baby with a baby friendly voice before looking at the object. On other occasions she just looked at the object and didn't try to connect with the baby.



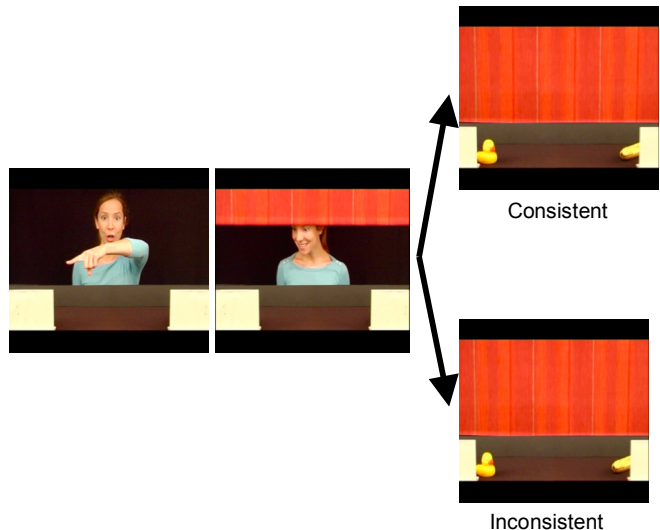
We recorded babies' eye movements with an eye-tracker to see exactly what the baby was looking at on the screen. We found that babies follow the adult's gaze only when the adult was communicating with them through eye contact or speaking in a baby-friendly voice (i.e., infant-directed speech). This shows that young infants follow adults' gaze only when the adult is first looking at or talking to them and then moves their attention to something else. The results may suggest that infants expect communication from adults when they make eye contact or talking to them.

The “It’s a Duck!” Study – by Teodora (Teea) Gliga

Words are most useful when we have to communicate about hidden or absent things. When your car keys go missing, it’s much easier to ask people if they had seen them rather than search for them everywhere (although sometimes you might have to do that anyway). We wanted to know whether one-year-old infants understand that words refer to hidden objects and that if they see a pointing gesture this will help them to find the location of these objects.

To investigate this question we showed infants a film in which an adult told them about a hidden toy and pointed to its location behind a screen. We used words for objects that most of the children at this age would know, for instance a *duck*, *shoe* or *spoon*. We then showed them the named object either on the correct side where the adult had pointed (consistent outcome) or on the opposite side (inconsistent outcome).

Infants looked longer when the object appeared on the opposite side to the gesture, which shows us that they had expected the object to appear at the pointed location. This indicates that babies understand pointing and can use it to find hidden objects.



In a follow-up study we tried to see whether babies would also expect the object on a particular side when there was a non-social cue indicating its location. Instead of the adult pointing, one of the screens just changed colour. This time the babies didn't look longer when the object appeared behind the wrong screen, which indicates that only social cues for directing attention are important for babies.

The “Blob” Study – by Haiko Ballieux

Imagine a world without objects or tools. Quite hard, isn't it? In fact, humans started using tools at the beginning of the Stone Age, and sophisticated tools have been used since the beginning of civilization. The fact that people can survive in this modern world indicates that, during their development, they acquired a vast amount of knowledge about how to use a large number of objects or tools.

But learning how to use an object appropriately is not always easy. Think of a baby desperately trying to use a 'simple' tool, like a spoon. To be able to use it properly, the baby first needs to know what the spoon is used for. We tried to find out if this knowledge influenced which part of the spoon the baby will look at. We used an eye-tracker, which registered the babies' eye movements while they were watching pictures of objects on a screen. We showed a number of familiar and unfamiliar objects to 5- and 14-month-old infants to see which parts of the objects the infants would be most interested in. Would they look longer at the parts that they could grasp, or those that indicated what the object is used for?

We found that the more familiar the babies were with the object, the longer they looked at the parts that indicated the identity of the object. On the other hand, the more unfamiliar they were with the object, the longer they looked at the parts which were easiest to grasp. This shows that infants prefer to look at different parts of an object depending on their familiarity with it. More generally, this suggests that infants' behaviour is influenced by what they know about objects at an early stage in their development, from at least 5 months of age.

The NIRS "Peek-a-boo" Study – by Sarah Lloyd-Fox & Anna Blasi

As adults, when we see people communicating with us, and using gestures and expressions, there are specific areas of our brain that respond to these social movements. However, we do not know what happens in the brain when babies see these things, as there are not many techniques available for studying very specific brain areas in babies. A new method of optical imaging (NIRS or Near Infrared Spectroscopy) can help us to study this while your babies are awake and bouncing around on your lap, hopefully watching our videos!

To investigate babies' brain responses to social stimuli, we showed five month olds a video of an actor playing hand games such as 'Peek-a-boo' and making different eye and mouth movements. We also showed them pictures of non-social things such as cars and helicopters and compared how their brain was responding to both.



Anastasios, 5 months




Social vs non-social stimuli

We found that in a particular brain area the babies in our study were showing brain responses to the social movements and not to the non-social pictures. This is exactly the same thing that we see in adults in that brain area. This is important to know because it suggests that our brains may already have sophisticated adult-like responses to social interactions even when we are just young babies.

The "Bambi" Study – by Nadja Althaus

Imagine that you have never seen a pear and someone gives you one after you have seen and tasted a few apples. It looks like an apple, it grows on a tree, it is edible and tastes nice... you would probably conclude that it's a piece of fruit, just like an apple. The ability to organise objects on the basis of their similarity to things we know helps us to understand things we haven't encountered before.

In this study we observed which parts of an object babies focused on as they learnt a new category of objects. We used an eye-tracker to record their eye movements as they looked at pictures of deer and cars on a screen.



Recorded eye movements (the blue dot)


Our results revealed that babies looked more at a novel object (e.g. a horse) than at one they had been made familiar with (e.g. a deer). After seeing lots of deer and growing less interested with each picture, babies perked up and looked longer when they finally saw a different animal (a horse). This suggests that they had learnt the category of deer.

We also found that during this "category learning", the babies initially focused on *one* specific part of the object. However, after seeing a few pictures of similar objects, they became interested in other parts of the objects as well. E.g., when looking at deer, babies began by looking mostly at the deer's head. After they had seen a few similar pictures, they looked more at the antlers. With cars, babies initially preferred looking at the wheels until they gradually "discovered" the headlights and windows.

In future studies we are planning to use artificial objects where we can manipulate the parts, in order to gain insight into why babies are interested in specific parts at particular times. We think that babies might be shifting their attention to those features they find useful for identifying the objects as part of a certain group.

The “Social Squares” Study – by Rachel Wu and Natasha Kirkham

In the first few months of life babies learn mostly through looks, gestures and speech that is directed to them. Through previous studies we have learned that infants are very sensitive to these social cues. For instance, when a mother points to a book, babies above a certain age will look at that book too. But how does sensitivity to these kinds of cues help babies to learn, especially when there are still so many new things to learn? Can social cues actually determine what a baby will learn?



In the past, we have found that infants are very good at understanding the associations between sounds, locations and objects. However, a baby’s world is filled with new things and babies must learn to focus their attention on appropriate information to be able to learn from it. One way they can focus their attention is by using social cues.

In this study, babies watched a movie of a woman looking to one of two objects in the squares around her. The objects were ‘dancing’ to musical tunes. Babies tended to look first at the object that the woman was also looking at. After several repetitions of this movie, babies then saw a ‘blank’ movie with empty squares while hearing the same tune. During these ‘blank’ movies, infants ‘searched’ for the dancing toy even though it wasn’t there. They searched longest in the place where the woman had looked before. It seems that the babies had associated the tune with a particular object and its location and looked where the woman had looked rather than to any of the other corners. These findings suggest that social cues can impact basic learning.

The “Houses” Study – by Victoria Southgate, Coralie Chevallier & Gergely Csibra

When somebody is demonstrating an action to you, what piece of information do you focus on? Do you copy everything just the way you saw it or do you just copy the goal of the action and forget the details? In this study, we were interested in how young children decide what they should copy when an adult demonstrates something for them. The ability to select only those elements that are relevant, and ignore those bits that are not (such as when the demonstrator scratches her head in the middle of the demonstration) is important if infants are going to learn effectively from adult demonstrations.


In this study, we showed infants a demonstration in which a toy animal was either hopped or slid into a little house by an adult. When given the animal themselves, typically, 18-month-old infants will ignore the type of movement (hopping/sliding) and just concentrate on putting the animal in the house. This type of imitation behaviour has led some people to think that infants only copy what they can identify as being the ‘goal’ of the demonstrator, which in this case would be to put the animal in the house.

However, we found that if we showed infants that the animal could go in the house *before* we did the demonstration, infants then imitated the action (hopping/sliding) much more after a later demonstration. This suggests that the way that infants identify what is important to copy is to try and find relevant information in the communication of the demonstrator. Since we will generally find new information most relevant, we can influence what infants will choose to copy by making some of the information in the demonstration old (animal goes into the house), and some of it new (animal is hopping or sliding on the way to the house).

The “Boost” Study – by Tessa Dekker & Annette Karmiloff-Smith

If you have ever shopped for a baby DVD, you are probably aware of how huge the range has become in recent years. And of course each one on the market claims to provide a rich learning environment for infants. We wanted to investigate whether we could see differences in babies’ enjoyment and behaviour when they watched different DVDs .

We expected that a film based on the advice of an expert in infant development would suit the needs of your developing baby better than a DVD made without such input. To investigate this, we showed 6- and 12-month old babies two commercially available infant DVDs, one of which was made with expert advice and one without. Their eye movements, recorded with an eye-tracker, showed that they looked longer and learned to anticipate where objects would appear more during the film from the “science” DVD. This confirmed our expectation that a DVD that makes use of scientific knowledge may indeed be more likely to genuinely ‘interest’ babies.



The blue dot indicates the infant’s eye gaze.

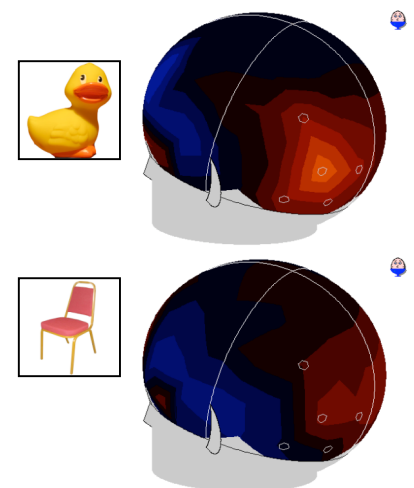
Babies do not just stare blankly at the screen and we are now examining which parts of the film grabbed the babies’ attention the most. For example, it seems that babies start to expect events when they are repeated several times, indicating that they remember them. On the other hand, they seem to look away more often or stare blankly at one location on the screen during “naturalistic” footage of animals without strong colour contrasts. This suggests that the film’s content will affect how much the baby is engaged in the film. Television can by no means replace social interaction or real-life learning situations, but it is worth noting that young babies’ eyes are attracted more to moving objects, so videos may be more attractive to them than static pictures.

The “Crab” study – by Teodora (Tea) Gliga

One-year-old babies know that if two objects share the same name then they must have something in common. The opposite is also true, if objects have different names infants pay better attention to what the differences are. In this study we investigated whether knowing the name of an object helps infants to pay attention to their characteristics and learn about them.

We know from previous studies that when we think about the properties of objects our brains respond in a specific way. Does naming the objects increase these brain responses? We showed twelve-month old infants pictures of objects that they knew by name as well as familiar and unfamiliar objects that they didn’t know by name.

While infants watched these pictures we measured their brain responses. We found that when a baby was looking at an object he or she knew by name (e.g duck), the areas in the brain that process the visual properties of the object were more active than when he or she looked at familiar objects which they didn’t know the name of (e.g. chair) or unfamiliar objects (e.g. crab). This suggests that knowing the name of an object helps babies learn its appearance.



The "4-6-9" Study – by Karla Holmboe (an update from our last newsletter)

During the first year of life babies start gaining control of their attention and actions. They have to learn to avoid routines and reactions that are no longer useful, such as looking for a toy in an old location when they have watched someone move it to a new location. These skills have been associated with a part of the brain called the frontal cortex, which lies just beneath the forehead.

Babies in this study visited the Babylab three times, at 4, 6 and 9 months of age. At 4 months we looked at how easily babies could switch their attention from one picture to another on a computer screen. We also looked at babies' ability to anticipate events by presenting animated cartoons in a set sequence. At 6 and 9 months we looked more specifically at babies' ability to hold back (inhibit) automatic actions and focus their attention on specific objects and events. To do this we used tasks encouraging infants to look or reach in a particular location in order to obtain a reward (e.g., a toy or a fun animation on the computer screen). Parents also filled in questionnaires about their baby's temperament because we were interested in how babies' behaviour in the attention tasks was affected by their temperament. Finally we were also interested in investigating the effect of some specific genes which might be linked to the behaviours we were looking at.

We found that babies' temperament at 4 months of age was related to the way they performed on the tasks at 9 months of age. Finally, we were excited to find that a gene influencing the frontal cortex also affected the way that babies behaved in one of the tasks at 9 months of age. Babies with one version of the gene showed a different looking pattern than babies with another version of the gene. The effect of this single gene is very small and behaviour almost certainly depends a lot on the baby's environment and how they are brought up, however it is interesting to know that a specific gene can already have a subtle effect on attention during the first year of life. What we would like to look at now is whether this effect disappears as babies get older or whether there might be a link as they grow and develop into children and later adulthood.

If you are interested in finding out more about this study please go to my homepage at <http://www.cbcd.bbk.ac.uk/people/students/karla>.



Rudy, 9 months



Mireia, 9 months



Raphael, 9 months

Babylab news

We are happy to announce that our research assistant Tamsin Osborne gave birth to her first baby in February. In June she brought her daughter Piper Mae to our Babylab for her first study! We wish her, Christy and Piper Mae all the best and are looking forward to seeing little Piper Mae do many more studies.



Tamsin and Piper Mae



Piper Mae during her first study

The Autism Baby Siblings Project "BabySibs"

Mayada Elsabbagh, Holly Garwood, Agnes Volein, Leslie Tucker, Gergely Csibra, Janice Fernandes, Hayley Leonard, Evelyne Mercure, Elizabeth Knight & Mark Johnson

In collaboration with

Simon Baron-Cohen, Autism Research Centre, Cambridge
Tony Charman, Institute of Child Health, University College London
Patrick Bolton, Institute of Psychiatry, Kings College London
Gillian Baird, Senior Paediatric Consultant, Guy's & St.Thomas' NHS Trust

Aim of the Babysibs Project

The main aim of the project is to follow the development of a group of babies who have an older brother or sister diagnosed with autism, comparing them to babies who have siblings with no family history of autism. It is hoped that in the long term this will help identify the early signs of the disorder, allowing for earlier and more effective intervention aimed at improving the quality of life of children with autism and their families.

Autism is a developmental condition affecting up to 1 in 150 children in the UK. Currently, autism can only be diagnosed after three years of age, when symptoms are sufficiently clear. Understanding how autism emerges in the early years can provide vital answers to several puzzling questions, including the underlying causes of autism. It can also help to explain why outcomes are so variable in different children.

Progress of the Babysibs Project

The Babysibs study is a unique project that has been running at the Babylab for around three years. We would like to take this opportunity to tell you about what we've been up to since the project began, as well as some exciting new developments!

The first phase of the project began in 2005 when we saw around 30 families who are currently visiting us again now that their child is a toddler. The second phase of the project began in March 2007 and since then we have recruited over 70 families who have a child diagnosed with autism, nearly 50 of which have already taken part in the project! In addition, 30 families who don't have any family history of autism, have taken part in this project as a "comparison" group.



Thank you everyone!

Unlike most projects at the Babylab, the families are usually asked to come in at four different times and spend a whole day at the Babylab, with their child taking part in several different tasks. We are continually amazed by the positive response we have received from everyone involved in the project.

A very special thanks to all the families who have taken part so far, here are some of your comments:

"These studies are the only way to improve diagnosis and the lives of those with ASD."

"As our son has autism we are interested to see if the study will throw light on the development of younger siblings and maybe even be able to detect signs of ASD earlier but we understand it won't be on an individual basis. We just want to contribute in participating in the study in general and in order to be of help to the many families who are living with ASD."

"We feel that a really important year in terms of our son's development was lost waiting for assessment and diagnosis when this should have been a critical time for early intervention. We would like to see this process improved for other families and to help fully realise the potential of autistic children."

Babysibs Project

Holly Garwood

Tel: 020 7079 0754

E-mail: asd@bbk.ac.uk

Web: www.cbcd.bbk.ac.uk/babylab/babysibs

British Autism Study of Infant Siblings



The Babysibs project is expanding into BASIS

The Babysibs project is the first of its kind in Europe and has recently been incorporated into the British Autism Study of Infant Siblings (BASIS), a collaborative research network for the study of baby siblings in the UK. The primary aim of BASIS is to provide a platform for the study of baby siblings and to aid collaborative links between scientists working in this area. The team is particularly excited that one of the functions of BASIS will be to improve communication with families taking part in research studies and to provide reliable information sources for them.



Babysibs team launch organisers



Professors Jonathan Green, Mark Johnson, Anthony Bailey and Patrick Bolton with Dame Stephanie Shirley



Dame Stephanie Shirley, Chair of Trustees for Autism Speaks at BASIS launch

BASIS was launched in May 2008 following funding from a group of charities led by Autism Speaks, and with support from the Medical Research Council. Collaborating centres include Birkbeck, University of London, the Institute of Child Health, the Institute of Psychiatry, Cambridge University, Oxford University, and the University of Manchester.

The launch of BASIS and the ongoing work we have been doing on the Babysibs project has caused quite a media stir! Members of the babylab team visited 10 Downing Street where they took tea with the Prime Minister telling him about the important research we have been doing with our baby siblings. The team was also invited to two parliamentary receptions organized by Autism Speaks whose aim is to improve awareness of autism in the public and affect change in parliament. Research at the Babylab was 'showcased' in these events as one of the most promising avenues for future understanding of autism.

In May 2008, we held a two-day workshop at the CBCD inviting renowned scientists from all over the world to come and talk about their work with baby siblings of older children with autism. It was very exciting to see the fantastic work that is being done to better understand the causes of autism as well as the remarkable approaches to early intervention. We hope that BASIS will be the platform for some very fruitful and ongoing collaborations among baby siblings teams in the UK and internationally.

For information about autism:

Autism Speaks UK: www.autismspeaks.org.uk

National Autistic Society: www.nas.org.uk

BASIS

Janice Fernandes

Tel: 020 7079 0761

E-mail: basis@bbk.ac.uk

Web: www.basisnetwork.org



Frequently Asked Questions

Q: I would like to visit the Centre, but would like to find out more about travel arrangements. How is it done?

A: We will always cover your travel expenses when you come to visit the Babylab. If you are outside of our taxi zone you can arrange your own taxi/train, keep your receipts, and you will be reimbursed during your visit. We can provide a taxi service if you live within five miles of our Centre. If you decide to drive to the Centre we provide a parking space outside our building reserved for visiting parents. We always reimburse petrol costs and the £8 for the congestion charge. Please remember that we cannot pay the congestion charge for you, though if you are unsure of how to pay the charge we can help you through the process during your visit.

Q: I want to participate in a study, but I have other children who are not in school. Can I bring them with me?

A: Yes, if you think they'll be happy to be left with one of us, playing with the toys and books in the reception area while you spend a few minutes away from them with your baby doing a study. We're always pleased to take time-out from our computer screens to entertain siblings.

Q: What if my baby is asleep, hungry or wet upon arrival?

A: Many babies fall asleep during their journey to the Babylab. We try to let the babies make their own schedule. We want happy babies so that they will be content to sit through our studies. If a baby is tired, hungry or wet, they are unlikely to remain calm. Therefore, we encourage you to carry on with their normal schedule as far as possible, even if it is during a visit. We have changing facilities at the Babylab and you can also feed your baby in the reception area. Water, tea and coffee are always available for parents and carers. However, if you know that your baby naps/eats regularly during certain hours, please mention this when booking an appointment.

Q: Where do you get the funding from?

A: We are regularly applying for grants to be able to fund our research. Currently our studies are funded by Medical Research Council, Autism Speaks, European Commission, Economic and Social Research Council, Wellcome Trust, James S. McDonnell Foundation, The Baily Thomas Charitable Fund, The Henry Smith Charity, British Academy and The Royal Society.

Q: I received my packet of information from the Babylab months ago, but I've not been asked to participate in a study . . . will I get a call?

A: Whether or not you are called for an appointment is completely dependent on the studies that are currently running. Each study has an age range that is specific to a particular stage of infant development. If you have not been contacted, it is not because we have forgotten about you, it is only because your baby does not fit into the age range of one of our current studies. Our studies are constantly beginning and ending so new opportunities may arise!

Q: What if my baby does not want to participate on the day?

A: You should not feel badly if your baby decides they would rather not participate on the day of your appointment. This can be for many reasons: heat, teething, illness, tiredness, etc. Some babies just find the study too boring to look at. This does not mean that your baby will always react in this way during a study. Babies change day-to-day, hour-to-hour. We will be happy to ask you back for another visit if your baby comes within the appropriate age-range.

Q: Can I find out if my baby is developing normally from the data you collect during your studies?

A: At the Babylab, we do not study the performance of individual babies. Our studies are not intended to be diagnostic tests that give results on the development of the individual - the information we receive from the babies is averaged-out to provide overall results.

Map of new location

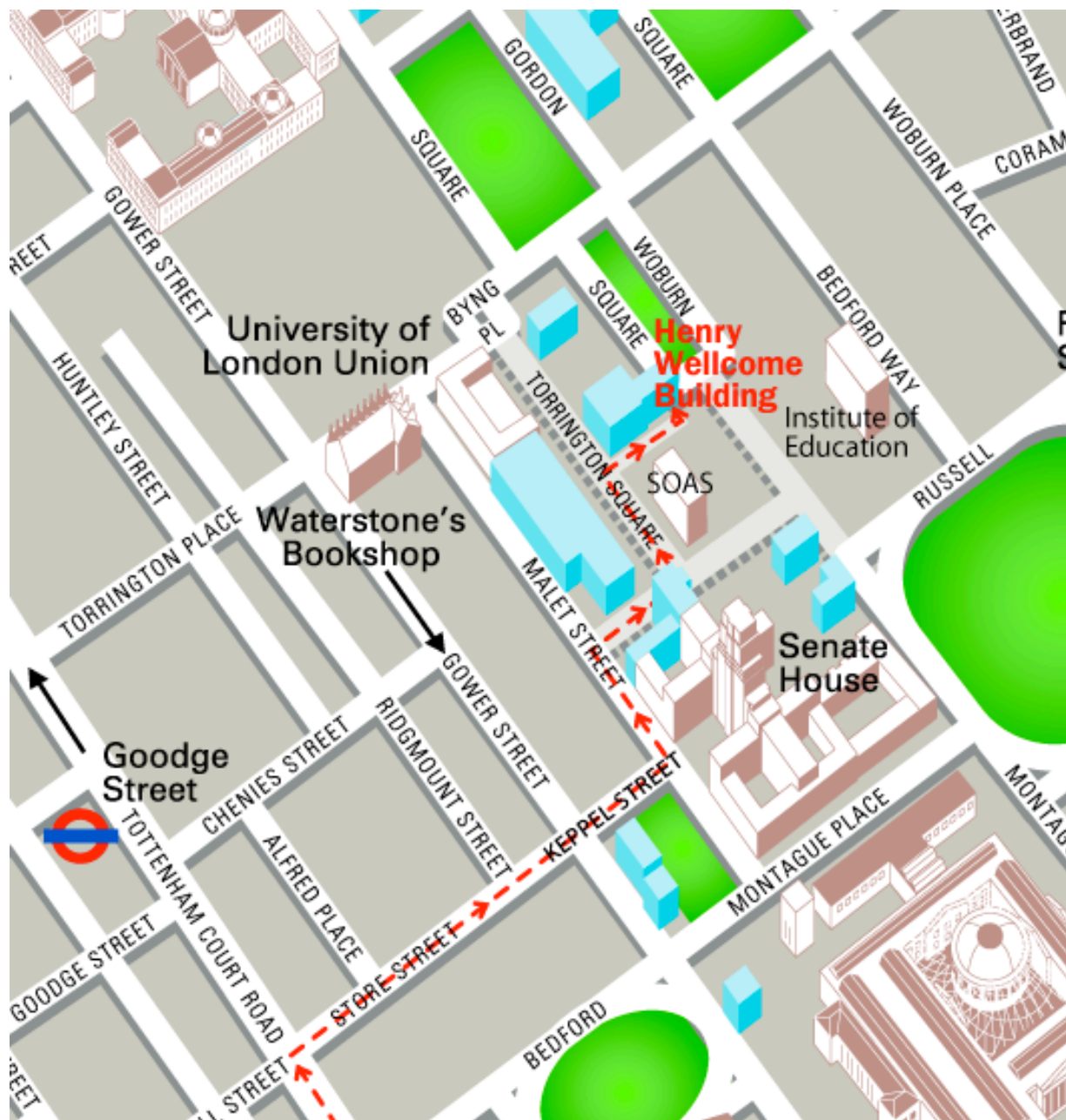
The Henry Wellcome Building is located just off Torrington Square, around the corner from the 'Clare Management Building' (on the path between Torrington Square and Woburn Square).

Signs on either side of the doors say 'The Wolfson Institute for Brain Function and Development' and 'The Henry Wellcome Building'.

We are within *walking* distance from the following stations: Russell Square, Goodge Street, Euston, Euston Square, Warren Street and Kings Cross.

If *driving*, make your way to Keppel Street to get onto Malet Street. From Malet Street turn right through the University of London gates, then left onto Torrington Square (drive down the slope). Park anywhere along Torrington Square – when you arrive at the Babylab we will provide you with a temporary parking permit.

Taxi drivers should enter Woburn Square from the West side and drop you off at the far end of the street – the Henry Wellcome Building is on the sloped path to your right.





Is your baby an **INFANT SCIENTIST?**

They could be . . . at the Babylab!

Join the Babylab or update your information



Don't lose touch! If you are moving house or having another baby please let us know so that we can update our records. Ring us on 020 7631 6258, return the form below or contact us via e-mail at babylab@bbk.ac.uk.

If you have a friend who you think may enjoy a visit to the Babylab please ask them to contact us too. We are constantly in need of babies from birth to twelve months to help us with our research.



Parent's name _____ Daytime tel _____

Address _____

Baby's name _____ Sex _____ DOB (or expected date) _____

Please return form to:

The Babylab
FREEPOST RRGX-ARGH-SESR
Centre for Brain & Cognitive Development
The Henry Wellcome Building
Birkbeck, University of London
Malet Street
London WC1E 7HX

Or you can...
Tel: **020 7631 6258**
E-mail: **babylab@bbk.ac.uk**
Website: **www.cbcd.bbk.ac.uk**